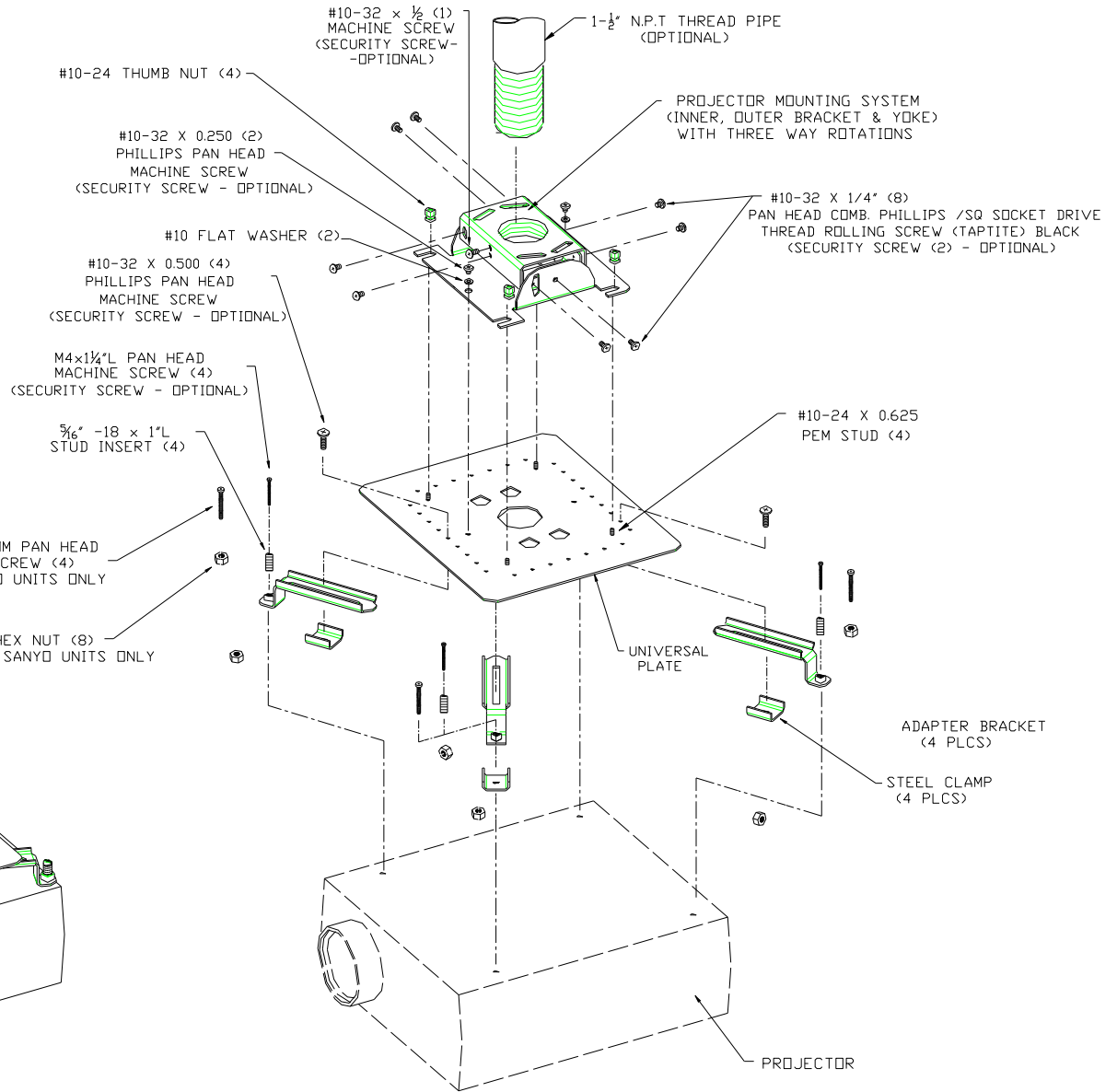
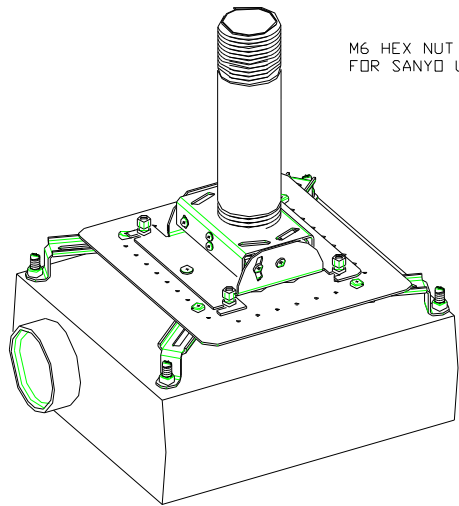
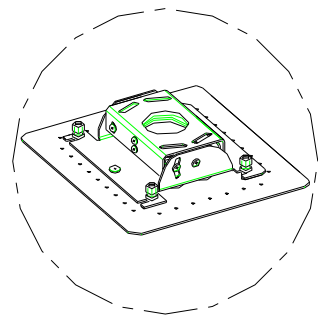


No.	HARDWARE SPECIFICATIONS	QTY.
1	#10-32 x 1/4" PHILLIPS DRIVE PAN HEAD MACHINE SCREW (BLACK)	2
2	#10-32 x 1/2" PHILLIPS DRIVE PAN HEAD MACHINE SCREW (BLACK)	5
3	#10-32 x 1/4" COMB. PHILLIPS PAN HEAD THREAD ROLLING SCREW (BLACK)	8
4	M4 x 1 1/4" PAN HEAD MACHINE SCREW (BLACK)	4
5	5/16"-18 x 1" L STUD INSERT (BLACK)	4
6	#10 FLAT WASHER - BLACK	2
7	#10-24 ALUMINUM THUMB NUT - BLACK	4
8	M6 METRIC HEX NUT	8
9	M6 X 30 MM PAN HEAD MACHINE SCREW	4

No.	SECURITY HARDWARE KIT SPEC.(OPTIONAL)	QTY.
1	#10-32 x 1/4" SECURITY SCREW	4
2	#10-32 x 1/2" SECURITY SCREW	5
3	M4 x 1 1/4" SECURITY SCREW	4
4	SECURITY ALLEN KEY	1



5	02/15/05	ADDED M6 X 1-5/8 M/SCR (4), M6 HEX NUT (8)	E2005025
4	11/22/2004	CHANGE PRODUCT NUMBER	E2004268
3	06/07/04	REDESIGN-YOKE ; PEM STUD #10-24 x 5/8 WAS 3/8L	E2004168
2	05/12/04	HARDWARE CHANGED NEW THUMB NUT , PEM STUD #10-24 X 3/8 WAS 5/8	E2004147
1	04/22/04	HARDWARE CHANGED	E2004134
NO.	DATE	DESCRIPTION	ECN

REVISIONS

THIS DRAWING AND THE INFORMATION HEREON ARE THE SOLE PROPERTY OF CBM METAL, AND ARE TO BE HELD IN STRICT CONFIDENCE FOR THE PRODUCTION OF CBM PRODUCTS. DUPLICATION, DISCLOSURE OR USE FOR ANY OTHER PURPOSE WITHOUT THE EXPRESSED WRITTEN AUTHORIZATION OF CBM METAL IS STRICTLY PROHIBITED.

ALL DIMENSIONS IN INCHES		SCALE: NTS
TOLERANCES (UNLESS OTHERWISE SPECIFIED)		
FORMING: ±0.16	STAMPING: ±0.10	
BLANKING: ±0.16	ANGULAR: ±1°	

CBM METAL
1832 BONHILL RD.
MISSISSAUGA, ON
L5T 1C4



DESIGN DRIVEN MANUFACTURING
SINCE 1927

CBM METAL USA
4500 WITMER INDUSTRIAL ESTATES, #172
NIAGARA FALLS, N.Y.
14305-1386USA

UNIVERSAL PROJECTOR MOUNTING BRACKET
ASSEMBLY INSTRUCTIONS &
HARDWARE SPECIFICATIONS

DWG No. INS-4798-85 PRODUCT No. UPRO-1KIT

DWG BY: D.R. DATE: 03/06/10

CHECK BY: DATE:

APPR'D BY: DATE: